



**CAPACITY**

With its 70,000 lb. planetary rear axle, this unit is ideal in extra heavy-duty applications. It has a GCW of 242,000 lbs. and minimum gradeability rating of 125,000 lbs. @35% inclination.

# TJ9000 CNG

Off Road/On Road  
242,000# GCW

*The TJ9000 CNG is the newest technology in alternative fuel available. It meets U.S. EPA and CARB 2010 emissions standards and provides ultimate muscle power for the most demanding and heavy-duty jobs.*

Dedicated cab platform with complete in-house cab construction

High strength reinforced frame, RBM 4,248,960 in. lbs.

Optional 54", 60", 66" and 72" tall cabs



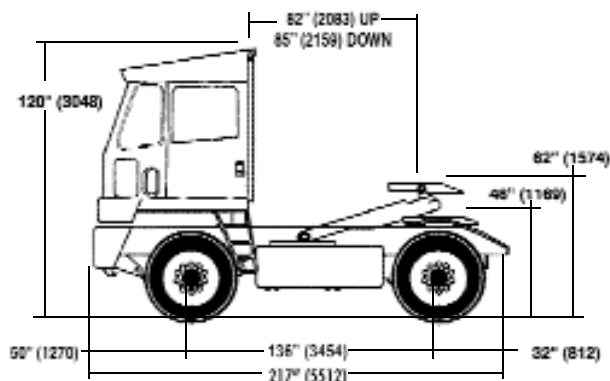
Some items shown represent optional equipment.

**The Trailer Jockey People**  
**CUSTOMER FOCUSED • QUALITY DRIVEN**

# TJ9000 Off Road/On Road

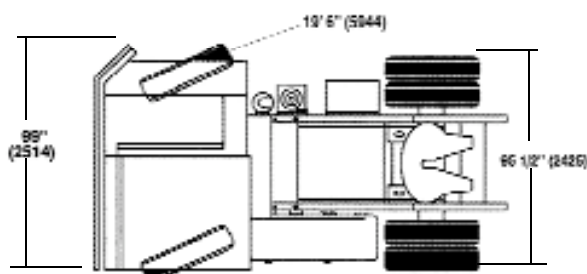
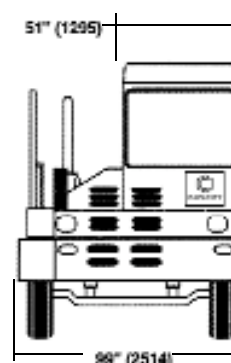
## Standard Features

Engine	Cummins ISLG (CNG) 250 HP, Hwy. 2010 Emission Compliant
Transmission	Allison RDS3500 Electronic Automatic
Front Axle	Dana E14621 14,600 lb.
Rear Axle	Sisu SRDP30S, 12.28:1 Ratio Planetary Reduction, 70,000 lbs. Terminal Rating
Wheelbase	136"
Steering	Hydrostatic, Power
Fifth Wheel	Holland FW2870, 100,000 lb.
Boom Lift Cylinders	5" dia., 70,000 lbs, w/15" 5th Wheel Extension
Tires	11 X 22.5 16 Ply
Exhaust	Vertical w/Heat Shield
Paint	Cab White, Frame Black, Bumper Green, Rims White, Steps and Handrails Yellow



## Cab Features

- VISTA IIE 72, Comfort Cab
- Electric Cab Tilt
- Seat Belt
- Electronic Back-up Alarm
- Tinted Glass
- Level Sweep-out Cab Floor
- Gauges: Air, Fuel, Hour, Volt, Temp, Oil, Speedo & Tach
- Back-lit Instrument Panel with DOT ISO Icons
- High Strength Metal Dash
- Power Distribution Center (PDC) Upgrade
  - Multiplexer Body Control Module
  - Vehicle Electrical Center (VEC)
- Insulated Firewall Covering (engine side)
- 45,000 BTU Heater/Defroster
- Overhead Storage Compartment
- Pop Open Vent (front quarter panel)
- Electric Windshield Wipers
- Air Intake Restriction Indicator (Engine Mount)
- Engine Datalink Controlled Instruments
- Radiator Sight Glass
- Engine Dust Shield



Some items shown represent optional equipment. Due to ongoing engineering improvements, Capacity reserves the right to make changes without notification. Capacity is a subsidiary of Collins Industries, Inc.

## Chassis Features

- ASTM A529 12" X 3" Reinforced Preformed Structural Steel RBM 4,500,160 in. lbs.
- 50 Degree Tapered Bumper and Deck
- 90 Gallon CNG Fuel Tank
- Front Tow Hooks
- (2) G31, 700CCA, Low Maintenance Batteries
- 3 Tank, FMVSS Style Split Brake System
- Rear Frame Guide Rails
- Automatic Brake Slack Adjusters

Distributed by: